






**sensor** PRO

## SERIES **SLC4 + SLG4**

Safety light curtains and light grids for monitoring danger zones in industrial areas.



# ULTIMATE PROTECTION FOR EVERY SITUATION - SAFETY FOR MAN + MACHINE.

Wieland is your experienced and reliable partner for secure solutions. For over 40 years, we have been offering customized concepts for machine and plant safety with our safety solutions and safety products.

Our SLG4 series safety light grids offer reliable protection for large machine areas. With ranges of up to 70 m and simple Plug & Play installation, they are quickly ready for use. Robust aluminum housing and protection class IP65/67 guarantee reliability. The SLC4 safety light curtains offer optimum finger and hand protection, shorten access times and increase productivity. Seamlessly combinable with other safety sensors and compliant with international standards, they are indispensable for modern working environments.


## SPECIAL FEATURES

- + Quick and easy configuration without software
- + Integrated laser alignment aid
- + Clearly visible LEDs for on-site diagnostics



### THE BENEFITS FOR YOU

- + STANDARD-COMPLIANT SAFETY IN ACCORDANCE WITH IEC 13849-1
- + NO BLIND ZONE
- + M12 CONNECTION TECHNOLOGY WITH PIGTAIL
- + TEMPERATURE RANGE -30 °C TO +55 °C
- + HIGH VIBRATION AND SHOCK RESISTANCE
- + PROTECTION CLASS IP65 AND IP67



# SENSOR PRO SLC4 + SLG4

Robust + flexible + precise

Our SENSOR PRO SLC4 light curtains and SLG4 light grids offer high-quality finger, hand and body protection as well as reliable machine protection. They create an invisible barrier that immediately triggers a safety signal if penetrated and stops the machine. Ideal for access guarding, they prevent people or objects from entering.

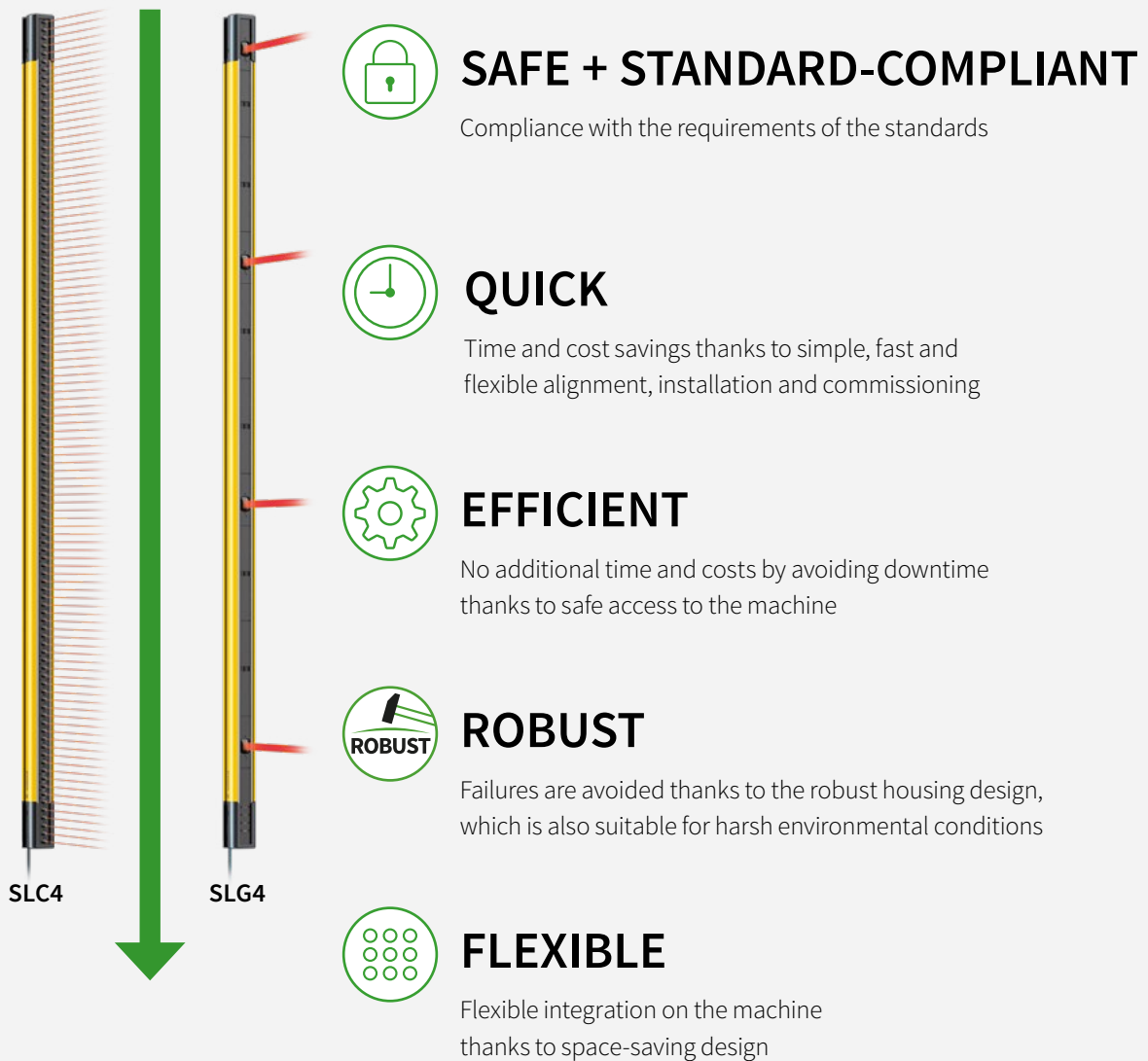


## FEATURES

- + Protective field range up to 70 m (SLG4)
- + Beam resolution 14 + 30 mm (SLC4)
- + Protective field heights 300 - 2100 mm



# THE **ADVANTAGES** IN A NUTSHELL



## CONCLUSION

Our product portfolio includes components, systems and services and provides reliable concepts for man and machine to prevent downtime and enable the greatest possible safety, time and cost savings.

# TIME AND COST SAVINGS

## FLEXIBLE AND SPACE-SAVING INSTALLATION

- Pigtail connection for easy electrical integration
- M12 connection
- 23 cm pigtail for flexible and space-saving installation
- Main connection 5-/8-pin depending on function level
- All SLC4 + SLG4 models are based on the same platform and can therefore be easily adapted or retrofitted




## QUICK AND EASY COMMISSIONING

Simple on-site diagnostics and commissioning thanks to intuitive and clearly visible LED status display and mounting brackets included in the set. LEDs 1-3 indicate the quality of the alignment, F/L signals the interruption or muting of the module.

## MUTING FUNCTION (STANDARD VERSION)

Simple commissioning and parameterization using dip switches

- 5-pin socket for muting connection
- L-muting - material movement out of the danger zone
- X- or T-muting - material movement out of the danger zone through the protective field in both directions



## CONFIGURATION WITHOUT SOFTWARE

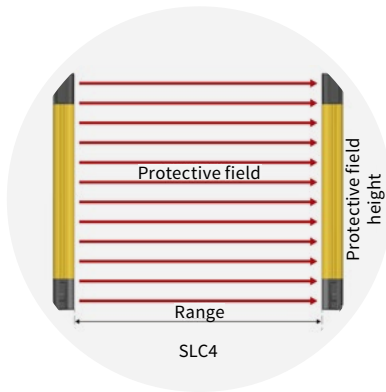

- Quick and easy installation without programming (Plug & Play for BASE models)
- Parameterization via dip switches (standard muting models)

# MAXIMUM SECURITY

## STANDARD-COMPLIANT SAFETY

Standard-compliant safety in mechanical engineering is essential for the protection of workers and the smooth operation of systems. Our solutions guarantee compliance with all relevant standards and offer reliable protection.

- Safety level PL e
- Category 4 (EN ISO 13849-1)
- SIL<sub>CL</sub>3 (EN62061)




## NO BLIND ZONE FOR WIDE FIELD OF APPLICATION

- No blind zone, with a protective field height of 300 to 2100 mm. Cascading possible (SLC4)
- Protective field height 500 to 1200 mm (SLG4)

## ROBUST REQUIREMENTS

- Robust design with aluminum housing
- Ambient operating temperatures from -30 °C to +55 °C and protection class IP65 and IP67
- Vibration protection



## COMPARISON BASE/STANDARD VARIANTS

FUNCTIONS	BASE	STANDARD
LED display	✓	✓
Automatic start	✓	✓
Range reduction (SLG4)	✓	✓
Manual start/restart interlock		✓
Muting		✓
External Device Monitoring (EDM)		✓
Beam coding		✓
Configuration		✓

# SENSOR PRO SLC4 APPLICATIONS



## TRANSFER LINE

SLC4 safety light curtains protect against dangerous machine movements in transfer lines and detect presence vertically and horizontally. Cascading enables efficient protection. With a resolution of 14 or 30 mm, they secure entrances to danger zones and detect people as they enter.



## PUNCH PRESS

In combination with the samos® PRO COMPACT safety controller, the SLC4 safety light curtains can be used for safe cycle operation on presses.

This enables safe and efficient workpiece changes.



## PICK & PLACE ROBOT


SLC4 safety light curtains prevent access to the danger zone of the pick & place station. They provide reliable protection against hazardous movements and ensure a safe working environment through precise detection and shut-down on entry.

# SENSOR PRO SLG4 APPLICATIONS



## L-MUTING (2-SENSORS)

Material can only be moved out of the danger zone. Successive activation of the muting sensors. Very suitable for space-saving applications.



## X-MUTING (2-SENSORS)

Material can be moved through the protective field in both directions. Simultaneous activation of the muting sensors.





## T-MUTING (2-SENSORS)

SLG4 safety light curtain (Standard Muting model) with 2-sensor muting on a packaging machine.




# SENSOR PRO SLC4 + SLG4

## Technical performance at a glance

Technical data	SLC4 (BASE + STANDARD MUTING)		SLG4 (BASE + STANDARD MUTING)	
	Function display	LED		LED
Nominal voltage $U_N$	24 V DC $\pm$ 20 %		24 V DC $\pm$ 20 %	
Operating voltage range $U_B$	0.8 - 1.2 x UN		0.8 - 1.2 x UN	
Protection field data	<b>RESOLUTION</b>	DISTANCE / PROTECTIVE FIELD HEIGHT	<b>RESOLUTION</b>	DISTANCE / PROTECTIVE FIELD HEIGHT
	<b>14 mm</b>	<b>0.2 - 10 m / 300 - 2100 mm</b>	<b>Body protection short range</b>	<b>0.5 - 15 m / 500, 800, 900, 1,200 mm</b>
	<b>30 mm</b>	<b>0.2 - 30 m / 300 - 2100 mm</b>	<b>Long range body protection</b>	<b>5.0 - 70 m / 500, 800, 900, 1,200 mm</b>
<b>Output circuit OSSD</b>				
Number	2		2	
Type	PNP		PNP	
Short-circuit and cross-circuit monitoring	Yes		Yes	
Switching current (max., per output)	250 mA (500 mA total max.)		250 mA (500 mA total max.)	
<b>General data</b>				
Mechanical protection degree to EN 60529	IP67, IP65		IP67, IP65	
Operating ambient temperature	-30...+55 °C		-30...+55 °C	
Storage temperature	-30...+60 °C		-30...+60 °C	
Connection	M12 5-/8-pole (depending on model)		M12 5-/8-pole (depending on model)	
Cable length (max.)	30 m		30 m	
Housing material	Painted aluminum (yellowRAL 1003)		Painted aluminum (yellowRAL 1003)	
Standards	EN 61496, EN ISO 13849-1, EN 62061, EN 61508		EN 61496, EN ISO 13849-1, EN 62061, EN 61508	
Certificates / approvals	CE, TÜV, UKCA, cULus Listed		CE, TÜV, UKCA, cULus Listed	
Scope of supply	incl. standard brackets and pigtail (M12 connection), accessories for installation, mounting and muting optionally available		incl. standard brackets and pigtail (M12 connection), accessories for installation, mounting and muting optionally available	
<b>Our e-shop</b> Scan QR code - see products directly in the e-shop				



## THE SAFETY SOFTWARE



### SAMOS® PLAN 6

Find out more about our programming tool for easy control of safety light curtains and grids.



<https://wie.li/ensamosplan6>

# FIT IN SAFETY WITH WIELAND

## Components + Service + Training

Wieland supports and advises you from planning to commissioning throughout the entire life cycle of your machine or production system. The broad portfolio of safety switching devices covers all important safety functions and also meets complex customer requirements.



### SAFETY TRAINING

#### COMPREHENSIVE SEMINARS TO CHOOSE FROM:

- Basic principles of functional safety
- Design of safety functions and calculation with Sistema
- Modification of old machinery and major changes
- Software validation with Softema
- TÜV-certified safety expert



All our training courses at a glance:  
<https://wie.li/trainingen>



### SAFETY WEBINARS

#### COMPREHENSIVE WEBINARS TO CHOOSE FROM:

- Retrofit - modernization of old machines
- Safe sensorless standstill monitoring
- Introduction to machine safety in Europe
- Validation of security application software
- Safe sensorless standstill monitoring
- and much more. on our website



All our webinars at a glance:  
<https://wie.li/enwebinar>



### SAFETY CONTACT

Do you need more information?  
Then simply contact us.

Phone: +49 951 9324 999  
E-Mail: [industry@wieland-electric.com](mailto:industry@wieland-electric.com)

Receive interesting news regularly  
with our newsletter.



Register now and stay informed:  
<https://wie.li/ennewsletter>



### SAFETY PORTFOLIO

From safety sensors and safety relays to safety controllers,  
Wieland always has the right product to protect man and  
machine.



Safety solutions:  
<https://wie.li/ensafety>





# INFO TO GO

All brochures from Wieland Electric are available for download on our website.



<https://www.wieland-electric.com/en/support/downloads>

Interesting for you

**WHITEPAPER  
OPTOELECTRONIC  
PROTECTIVE DEVICES**



**SAMOS® PRO COMPACT**

Safety controls  
for machines + plants  
Part No. 0881.1

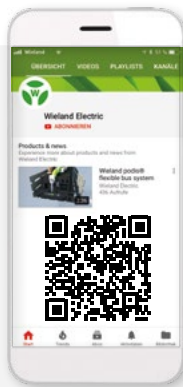


**SAFETY CATALOG**

Safe system solutions  
for automation technology  
Part No. 0860.1



**Wieland on YouTube:**  
See our solutions  
in motion



<https://www.youtube.com/user/WielandElectric>



**Technical consultation:**  
Industrial Solutions

E-Mail: [industry@wieland-electric.com](mailto:industry@wieland-electric.com)

Worldwide: <https://wie.li/contactinternational>



# ONLY ONE TAP AWAY

**Our Wieland E-Shop**  
Over 25,000 products - anytime

In our online store you will find  
all the information about our products,  
prices, and technical data.

Order easily and conveniently online,  
and check availability.

<https://eshop.wieland-electric.com>

Scan QR code –  
view products in the  
E-SHOP.





# wieland

## HEADQUARTERS

Wieland Electric GmbH  
Brennerstrasse 10 – 14  
96052 Bamberg · Germany

---

Phone +49 951 9324-0  
Fax +49 951 9324-198  
info@wieland-electric.com

0896.1 AC 10/24

Represented in over 70 countries worldwide:

[www.wieland-electric.com](http://www.wieland-electric.com)